



**Lunsford Primary School – Home Learning**  
**Week 1**  
**Tuesday 05/01/21 – Friday 08/01/21**  
**Year 1 – Elephant Class**



## Tuesday

### Phonics (approx. 30 mins daily)

Today we are revising 2 split diagraphs.

Use the Sound Card video to revise our phoincs sounds and their rhymes (eg. ow – brown cow).

Now watch the video explaining split diagraphs and our focus of today (i\_e – nice smile) (o\_e – phone home).

Can you think of any words with these sounds?

Read the following words:

like	stone	invite	woke	explode
------	-------	--------	------	---------

Now ask someone to read the next words to you and try and write them down.

inside	envelopes	shine	those	smile
--------	-----------	-------	-------	-------


Now try and play the following game, select either i\_e or o\_e to practice this sound.  
(Phonics Bllom > Phase 5 [Phonics Frog](#))

## English (approx. 50 mins daily)

We are studying 2 new books this term! Look at the pictures (below and on Dojo), tomorrow we will be writing a description but today we will be planning for our writing.

Work independently or talk to someone in your home about the images. What words do they make you think of, this list/mindmap or words can help you in your writing 😊 Remember to think of different adjectives so that you can use all of these words tomorrow in your writing.

(eg. snowy, cold, icy, white, freezing, wet, mountainous, lonely, deserted)





### Maths (approx. 50 hour) Shape

Starter: Play the following game and select the Yellow Robot.  
(Top Marks > [Robot Addition](#))

Watch the following video which will guide you through the attached worksheet.

[Recognise and Name 3-D Shapes Video](#)

Now complete the attached worksheet. Please find the worksheet on Dojo or our Home Learning Page on the website.


### PSHE (approx. 1 hour)

We always start our PSHE lesson with a “calm me” moment. Unfortunately we can’t do that now but watch the following video to help you get into a calm state of mind ready for our activity. (Cosmic Kids > [Balloon](#))

Jack has a mission for you! Think about all the brilliant things that you can do, I have attached an image of a coin from Jack but could you make your own? On 1 side draw a picture of yourself, on the other side finish the following sentence;

I feel proud that I can .....

(For Example; I feel proud that I can tie my shoe laces.  
I feel proud that I can read all of my tricky words. I feel proud that I can colour in the lines.)



Extension: I have attached a worksheet on Dojo for children to fill in about how incredible they are. They will need to talk to family/friends and are welcome to send a message to Miss Wickison/Mrs Birchard to ask them too. Just a little reminder too all of my lovely Elephants that they are all incredible.

# Wednesday

## Phonics (approx. 30 mins daily)

Use the Sound Card video to revise our phoincs sounds and their rhymes (eg. igh – fly high).

Today we are revising another split diagraph, this time we are revising (a\_e – make a cake).

Do you know any words with this sound in?

Practice reading the following words, can you add the sound buttons to them?

Read the following words:

made	snake	game	amaze	take
------	-------	------	-------	------

Now ask someone to read the next words to you and try and write them down.

came	escape	same	race	make
------	--------	------	------	------

Now try and play the following game, select the a\_e split diagraph to start.  
(Phonics Bloom > Phase 5 [Odd and Bob](#))

## English (approx. 50 mins daily)

Using your planning from yesterday write a description about Antarctica. Remember to write independently and use your capital letters, full stops and finger spaces. Don't forget to use your word list/mind map from yesterday to help you.







**Maths (approx. 50 hour)**  
**Shape**

Starter: Play Numbots!

Watch the following video which will guide you through the attached worksheet.

[Sort 3-D Shapes Video](#)

Please find the worksheet on Dojo or our Home Learning Page on the website.

**Science (approx. 1 hour)**

Use the following link to revise the 4 seasons! Seymore has made a video to remind you and there are 2 quizzes afterwards to test your knowledge!

BBC Bitesize > [What are the Seasons?](#)

Now you have 2 different options.

1. I have uploaded 2 different worksheets, one of these could be printed off and the items sorting into each season (for example brown leaves would be on the Autumn sheet).
2. Or you could use these sheets as inspiration and draw 4 different pictures, 1 for each season. Remember to include some of the objects on the worksheets, you could use these as a checklist or guide.

# Thursday

## Phonics (approx. 30 mins daily)

Use the Sound Card video to revise our phoincs sounds and their rhymes (eg. oy – toy to enjoy).

Today we are revising another split diagram, this time we are revising (e\_e).  
Do you know any words with this sound in?

Practice reading the following words, can you add the sound buttons to them?

Read the following words:

these	Steve	theme	scene
-------	-------	-------	-------

Now ask someone to read the next words to you and try and write them down.

complete	extreme	even
----------	---------	------

Now try and play the following game, select the e\_e split diagram to start.  
(Phonics Bloom > Phase 5 [Odd and Bob](#))

## English (approx. 50 mins daily)

Our book is set in Antarctica! It is a very cold and lonely place but not if you're a penguin!

Read the Fact File about Emperor Penguins and write down sentences about what you have learnt. Remember you can use the sheets to help you but try to write the sentences independently.



## Maths (approx. 50 hour) Shape

Starter: Practice your number bonds to 10 using the following game (Top Marks > [Hit the Button](#))

Watch the following video which will guide you through the attached worksheet.

[Recognise and name 2-D shapes Video](#)

Please find the worksheet on Dojo or our Home Learning Page on the website.

## Topic (approx. 1 hour)

This term we are learning about Antarctica and the Arctic!

Write a list of things that we know and then write a list of things that you want to find out about Antarctica and the Arctic.

Now watch the following videos about Antarctica (we will move onto the Arctic later in the term).

(Stem > [Teachers in the Freezer](#))

(Youtube > [David Attenborough at a Glacier](#))



# Friday

## Phonics (approx. 30 mins daily)

Use the following link to practice your tricky words (Phonics Bloom > [Phase 5 Tricky Words](#))

Choose 3 of the following tricky words and write them into sentences (can you write all 3 into a sentence that makes sense? Can you write them in your sentence without looking at their spelling? Make sure that these sentences are independent with capital letters, full stops and finger spaces 😊)

asked	called	looked	Mrs	people
-------	--------	--------	-----	--------

Today we are learning about a new split diagraph – u\_e. U\_e (Huge Brute) can be tricky because it actually makes 2 sounds as it can sound like an oo or a U (letter name).

Practice reading the following words, can you add the sound buttons to them?

Read the following words:

flute	prune	computer	huge
-------	-------	----------	------

Now ask someone to read the next words to you and try and write them down.

tube	rule	June	cube	use
------	------	------	------	-----

Now try and play the following game, select the u\_e split diagraph to practice this sound. (Phonics Bloom > Phase 5 [Phonics Frog](#)).

## English (approx. 50 mins daily)

Using the notes and sheets from yesterday sequence the life cycle of an Emperor Penguin. You might want to print the life cycle sheet out or draw your own using the pictures on the sheet to help you, this is completely up to you.

Once you have draw your life cycle write at least 1/2 sentences about each picture. Eg. The baby penguin is grey and fluffy. The baby penguin hides on it's Daddy's feet.

## Maths (approx. 50 hour) Shape

Starter: Play Numbots

Watch the following video which will guide you through the attached worksheet.

[Sort 2-D Shapes Video](#)

Please find the worksheet on Dojo or our Home Learning Page on the website.

Extension: Here is another worksheet that you can complete focuses on patterns. The linked [video](#) will guide you though the lesson if needed.


## Computing (approx. 1 hour)

Log into Purple Mash (allow yourself time to edit your avatar if you would like before starting the activity).

Go to “Tools” and scroll down until you find “Paint Projects”.



Now create anything of your choosing! I can't wait to see! Don't forget to put your name at the bottom to sign your artwork, just like Rob Biddulph said! 😊



When you have finished you will need to save and think of a name for your creation! Make sure that you save your creation to “My Work” and give it an appropriate name. What do you think could be the name of the picture above? Gingerbread man. Miss Wickison's Gingerbread Man. Gingerbread Man 04.01.2021 (a name with the date is always a good idea).